





# BF73 BIFOLDING DOORS

Aluminium bifolding doors create a visually stunning addition to your home and can add huge value.

Class-leading design features set the BF73 Bifolding Door aside from the competition. Thermal performance and slim profile sections to minimise the visible framework and maximise the glass area, is key to their design.

Engineering grade hardware, allows for silky smooth opening and closing operation, without having to pay a premium price.

What's more, all our doors come with a 10-year manufacturers' guarantee for your complete peace of mind.

## Why choose Aluminium?

Aluminium is extremely durable and more hard-wearing than other materials. You'll be able to enjoy your aluminium doors for not only years but decades to come as they're incredibly resistant to the elements.

It is also an incredibly strong material, therefore providing a high level of security.

Aluminium doors are among the best-insulated on the market, thanks to advanced thermal break technology, which prevents cold transfer.

They require very little maintenance to ensure optimal performance and to keep them looking good as new.



Installed by Evergreen Living Spaces



Whether it's a single door, French door or bifolding door or window, they can all be fabricated from the same BF73 system. It's so **versatile** that it can cater for projects that call for shaped frames, fixed frames, sidelights, astragal bars, blinds in glass and can even be used as an entrance door with optional panel inserts.


All our BF73 products can be finished in several glazing options to create a style to suit any property. Single doors, French doors, bifolding doors or windows, or shaped and fixed frames glazing options:

- Double glazed
- Triple glazed
- Integral blinds
- Heritage look astragal bars
- Solid panel inserts

All BF73 sashes are available in 3 profile designs: **square**, **textured square\*** and **curved**.

Choose square for a classic look or textured square for a more contemporary alternative. And, if you're looking to complement your property's existing windows, then opt for our newest addition, the curved sash.

*\*textured square only available in 7016 anthracite grey*





### Ultion Stays Locked

The **Ultion 3-star barrel** provides double the sacrificial protection, made from materials 25% denser than iron and with twice the number of pins than the average lock (including an antipick pin) and 20-point drill protection as standard. If attacked, the barrel enters '**lockdown mode**', meaning the lock is practically impenetrable without heavy and noisy power tools.

Brisant are so confident of this that they will pay **£2000** direct to the homeowner should a burglary take place within 10 years from the point of installation and entry was achieved by snapping an Ultion lock.



BRING THE ULTION  
TECHNOLOGY  
TO LIFE>



### Duplex Double Hook Lock

The **Duplex Double Hook Lock** has been designed by UK-based Ingenious' highly experienced and dynamic design team, providing a 6-point locking system instead of 3-hook, for additional **security**. It comes with a dual follower to allow twin spindle function, which prevents unauthorised entry when the lock is in a latched position.

### The Sweet Handle

The safe and stylish **Sweet Handle** is impressively **durable**, carrying multiple coatings of brass and nickel to ensure robust performance against the elements. Brisant also offers a 10-year direct to homeowner **anti-corrosion** guarantee for peace of mind.

The sleek curved design is not only pleasing to the eye but is an impressive **security** feature, stopping gripping tools designed to snap off handles during break ins. Available in a range of colours including; black, white, grey, chrome and stainless steel. Gold and rose gold also available.







**10**  
YEAR  
GUARANTEE

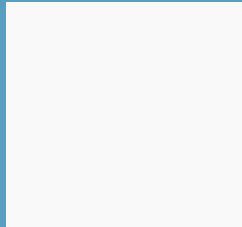
**PAS24**  
COMPLIANT

**ULTRA**  
**SLIM**  
SIGHTLINES

# Colours

Our doors are available in three standard colours, plus two dual colour options.

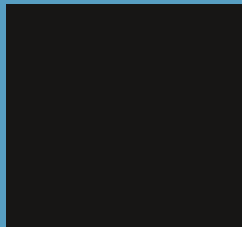
For projects requiring bespoke coloured doors, any RAL colour can be available upon request.



White  
RAL9016



Anthracite  
Grey RAL7016



Black  
RAL9005



Grey Out/  
White In



Black Out/  
White In




Bespoke RAL  
colour

# Cills and Thresholds

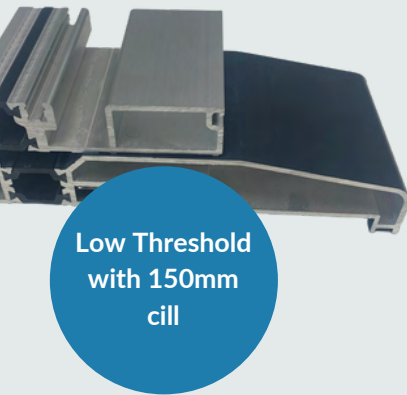
Aluminium cills with pre-drilled screw ports and aluminium screw-in ends caps available in our standard stock colours. Cill sizes are 90mm, 150mm, 190mm and 230mm. Standard 150mm without pre-drilled screw ports in White and Black.

## Standard Threshold

Our **Standard Threshold (55mm)** or weathered threshold provides the utmost protection whilst still looking sleek. The standard threshold acts as a full weather break, keeping your home dry and warm regardless of outside elements. Hence, for external bifolding doors, the standard 55mm is recommended.



Standard  
Threshold with  
150mm cill




Low Threshold  
with 150mm  
cill

## Low Threshold

Our Low Threshold (20mm) doesn't offer as much weather protection but creates a seamless look. Lower thresholds are less of a trip hazard than higher ones so are more suited for those with mobility issues or small children. While the design may be more striking, we don't recommend this for external bifolds unless in sheltered areas.

## Low Threshold with Rebate

A 20mm rebate can be attached to our low threshold, making it only slightly higher at 40mm. The lip of the rebate gives extra weather protection against the elements.




Low Threshold  
with Rebate  
with 150mm  
cill

## Low Threshold with Ramps

When a threshold can't be sunk below floor level and accessibility is required, a ramp can be added either side of the low threshold.

This is an optional extra on the low threshold.





## Thermal Efficiency

The BF73 system can achieve a U-values as low as **1.4 W/m<sup>2</sup>K**, when combined with highly energy efficient glass.

## Weather Resistance

Excellent weather sealing is achieved using specially designed **perimeter seals**, with the option of **weather piles** for lower thresholds. Weather-tightness tested to British standards.

## Low Maintenance

Our **low-maintenance** aluminium doors are strong, durable and highly **corrosion-resistant**. Unlike timber, they don't need painting or staining to keep them **weather-proof**, and they won't rust or corrode. They will also never rot, peel or flake.

## Maximum Vision

The Alutech BF73 Door System gives one of the largest sash sizes available, with up to 1200mm width and 3000mm height per pane. Paired with super slim sightlines of just 120mm, you'll get the best uninterrupted views.

## Floating Corner Post

The **floating corner post** option enables right-angled BF73 bifolding doors, including the return, to open out fully, with the option of a fixed corner, for the ultimate wow factor!  
(Structural support needs to be in place.)



DISCOVER MORE >  
Point your smart phone camera at this QR code and bring all the BF73 products to life!



Installed by RJ Day Plastering



# CREATE YOUR PERFECT BIFOLD

## Door leaf configuration

BF73 doors are available in up to 7 leaves each way (14 total). The leaves are able to open either from the left or right of the opening, either opening towards the inside of the property or to the outside – the choice is yours.

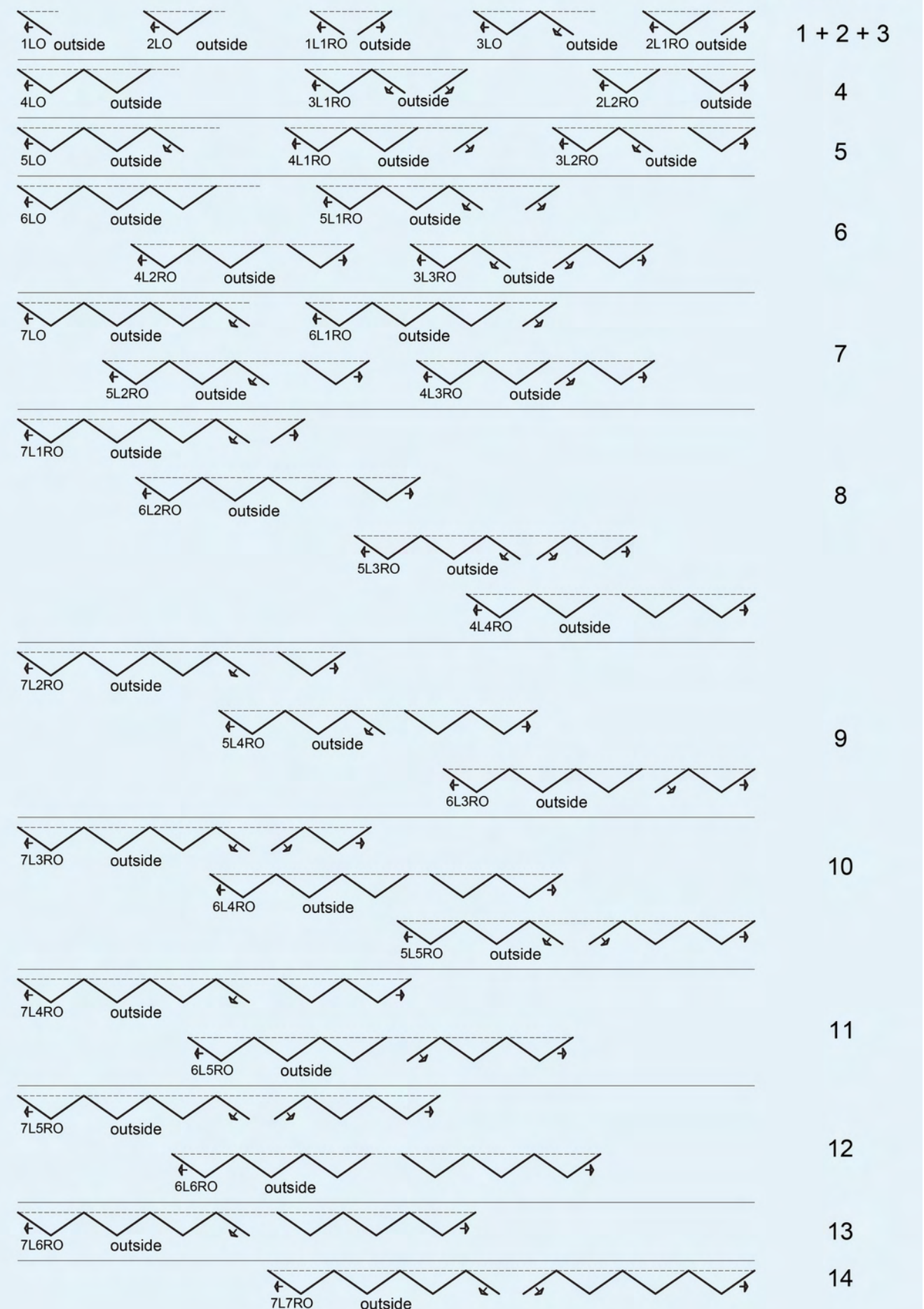
## Adjustable Jamb (Optional)

The BF73 system has been designed to be quick and easy to manufacture and install. The system offers an optional adjustable jamb feature for maximum adjustability of +/- 4mm either side during installation and easily adjustable at a later date with an allen key.

## Technical details at a glance:

- Market-leading maximum sash size of 1200mm x 3000mm.
- Maximum vision – minimal sight lines of only 120mm or 133mm.
- Maximum security – PAS 24 compliant.
- Maximum insulation value – down to 1.4 U W/m2K.
- Maximum weather proofing – tested to BS6375 Part 1 : 2009.
- Single or dual colour. Factory powder coated to marine quality as per Qualicoat regulations.
- 120kg per door leaf providing for the openings.
- Engineering grade running rollers for a smooth and silky opening and closing operation.
- Trickle vents can be added.

## Open out configurations



Installed by Luna Door & Window Design



aluminium  
**BIFOLDING  
DOORS**



Tel 01204 365 222  
Email [cad@tailored-systems.co.uk](mailto:cad@tailored-systems.co.uk)  
[www.tailored-systems.co.uk](http://www.tailored-systems.co.uk)

12/21 V1. The content of this document, photographic reproduction and technical details remain the sole property of Alutech Systems Ltd., all rights reserved. It cannot be reproduced, in whole or in part, without explicit permission. Terms and conditions of sale apply, a copy of which is available on request.



Installed by Rob Cook Carpentry

